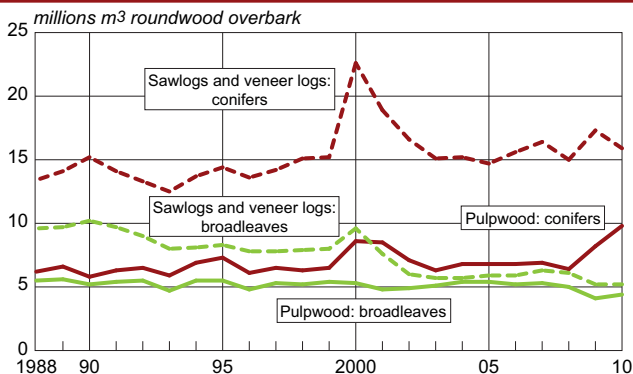


Wood harvesting in France

Industrial roundwood harvests, 1988-2010



Source: Agreste - Annual branch surveys on forest logging.

Wood harvests by type of ownership

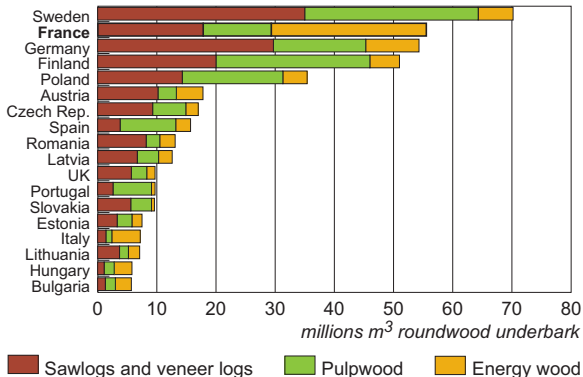
Units: millions m³ roundwood overbark

	2000	2001	2002	2003	2004	2005	2006	2007	2008	2009	2010	Average 2000-2010 (%)
Total wood harvest (including own consumption and trees outside forests)												
State owned forests	9.5	7.2	5.1	6.5	6.5	6.6	6.5	6.4	5.6	5.1	6.2	
Coniferous	3.5	3.4	2.7	2.9	2.7	2.7	2.6	2.5	2.2	1.9	2.3	
Non-coniferous	6.0	3.8	2.4	3.6	3.8	3.9	3.9	3.9	3.4	3.3	3.9	
Municipal forests	11.5	8.0	7.1	7.3	7.7	7.7	8.1	7.9	6.9	6.9	8.1	
Coniferous	4.9	3.8	3.4	3.4	3.5	3.6	3.6	3.5	3.0	3.2	3.8	
Non-coniferous	6.6	4.2	3.6	3.9	4.2	4.1	4.4	4.4	3.9	3.8	4.3	
Forests and other wooded land privately owned	55.9	54.8	51.9	47.6	47.6	47.0	47.5	49.4	49.0	52.6	51.8	
Coniferous	25.8	23.2	20.6	18.0	18.7	18.1	19.1	20.1	19.1	23.4	22.8	
Non-coniferous	30.0	31.6	31.3	29.6	28.9	28.9	28.4	29.3	29.9	29.2	29.0	
All forests and other wooded land	76.8	70.0	64.1	61.4	61.8	61.3	62.2	63.8	61.6	64.7	66.1	
Coniferous	34.2	30.4	26.7	24.3	24.9	24.4	25.3	26.2	24.3	28.5	28.8	
Non-coniferous	42.6	39.6	37.4	37.1	36.9	36.9	36.8	37.6	37.3	36.2	37.3	
of which marketed volume	48.5	42.2	37.3	34.5	35.4	35.6	36.5	37.7	35.5	38.6	39.9	
of which own consumption	28.3	27.8	26.7	26.9	26.4	25.7	25.6	26.0	26.1	26.1	26.2	
Wood harvests from forests only (including own consumption)												
State owned forests	9.5	7.2	5.1	6.5	6.5	6.6	6.5	6.4	5.6	5.1	6.2	11.3
Municipal forests	11.5	8.0	7.1	7.3	7.7	7.7	8.1	7.9	6.9	6.9	8.1	13.9
Private forests	47.9	46.9	44.3	40.1	40.2	39.6	40.1	42.0	41.5	44.9	43.9	74.8
Total for all forests	68.8	62.1	56.4	53.8	54.3	53.9	54.7	56.3	54.1	57.0	58.2	100.0

Source: Forestry and timber section, UNECE/FAO.

Wood harvesting in the European Union

Wood harvests in the EU of 27 in 2010⁽¹⁾

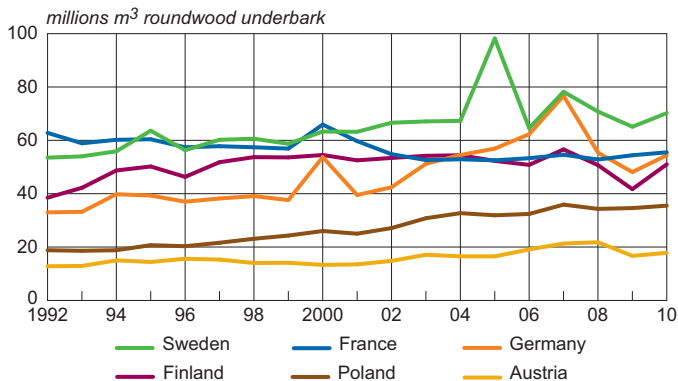


(1) Including wood harvested for own consumption.

Taken together, the harvests of other EU 27 countries total 15.8 million m³ roundwood.

Source: Eurostat.

Levels of wood harvest in the main EU countries⁽¹⁾



(1) Including wood harvested for own consumption.

Source: Eurostat.